

## ELAN SERIES

BUILT-IN THREE-SIDED SLIM ELECTRIC FIREPLACE

# HARMONIE™



ELAN-50 with Clear Crystals & Oak Logs

### FEATURES

- Matte black non-reflective metal trim finish
- 6 LED flame colours
- 10 LED ember bed colours
- 3 flame speeds
- 5 flame brightness levels
- 5 ember bed brightness levels
- High/low heat settings & thermostat
- Overheat protection
- Can use flame without heat
- Timer 30 minutes to 8 hours
- Sizes 36, 43, 50, 60, 72 inches wide

### TECHNICAL SPECS

Volts / Amps	120 / 15
Heater High / Low	1500W / 750W
BTU High / Low	5100 / 2550
Heats	400ft <sup>2</sup>

### INSTALLATION

- Wall mount, partial recess, or full recess
- Plug-in or hardwire
- Installation hardware kit included

### OPERATION

- Touch panel
- Remote control (included)

**Elan** /er'la:n/ey-lahn/ n **1** vigorous spirit or enthusiasm. **2** great energy, style, and confidence.

# HARMONIE™

# ELAN SERIES

BUILT-IN THREE-SIDED SLIM ELECTRIC FIREPLACE



ELAN-50 with Clear Crystals & Oak Logs

Media	Included
Clear Crystals	✓
Black Crystals	✓
Large Clear Crystals	✓
Charred Oak Logs	✓
Birch Logs	Optional



Birch Logs with Clear Crystals



Oak Logs with Black Crystals

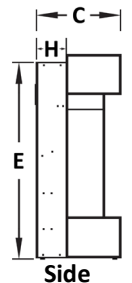
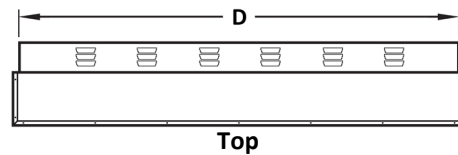
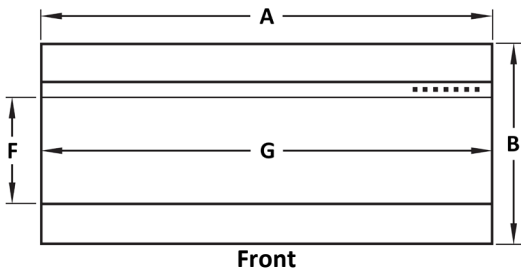


Large Clear Crystals with Clear Crystals



ELAN-50 with Clear Crystals & Oak Logs

## DIMENSIONS



Model	Product Dimensions (Inches)								Framing Dimensions (Inches)					
	A	B	C	D	E	F	G	H	Partial Recess Width	Partial Recess Height	Partial Recess Depth	Full Recess Width	Full Recess Height	Full Recess Depth
ELAN-36	36-5/8	19-1/8	8	35-6/8	18-7/16	10	36-9/16	2-7/8	35-15/16	18-7/8	4	36-5/8	19-1/4	9-1/8
ELAN-43	43-3/8	19-1/8	8	42-4/8	18-7/16	10	43-5/16	2-7/8	42-11/16	18-7/8	4	43-3/8	19-1/4	9-1/8
ELAN-50	50	19-1/8	8	49-1/8	18-7/16	10	49-15/16	2-7/8	49-5/16	18-7/8	4	50	19-1/4	9-1/8
ELAN-60	60	19-1/8	8	59-1/8	18-7/16	10	59-15/16	2-7/8	59-5/16	18-7/8	4	60	19-1/4	9-1/8
ELAN-72	72	19-1/8	8	71-1/8	18-7/16	10	71-15/16	2-7/8	71-5/16	18-7/8	4	72	19-1/4	9-1/8

\*Full recess installation: Keep framing sides open for finishing material to cover the rear sides of the fireplace body.

